

Center for American Progress



# The State of the LGBTQ Community in 2020

A National Public Opinion Study

---

By Lindsay Mahowald, Sharita Gruberg, and John Halpin    October 2020

# Contents

**1 Introduction and summary**

**4 Survey findings**

**24 Conclusion**

**25 About the authors and acknowledgments**

**26 Endnotes**

# Introduction and summary

As the country continues to deal with the ongoing COVID-19 health and economic crises, the complexity of experiences and attitudes among LGBTQ Americans remains underexamined. How are LGBTQ individuals handling the coronavirus pandemic? What barriers are these groups facing in accessing and receiving effective health care? More broadly speaking, are LGBTQ individuals facing ongoing discrimination due to their sexual orientation or gender identity? And what effects might these experiences have upon their personal and financial well-being?

To better understand these and other questions, the Center for American Progress, in conjunction with the independent and nonpartisan research group NORC at the University of Chicago, designed one of the most comprehensive surveys to date exploring the lives, attitudes, and experiences of LGBTQ Americans.

The survey included interviews with 1,528 self-identified LGBTQ adults ages 18 or older, recruited and administered through NORC's AmeriSpeak online panel and conducted June 9–30, 2020. Given the size of the overall sample, CAP was able to break out results where appropriate for important subgroups of the community based on race, age, education, income, disability, gender, or gender identity. The full results of the study, along with a detailed overview of the methodology, are on file with the authors.

Overall, this study finds that many LGBTQ people continue to face discrimination in their personal lives, in the workplace and the public sphere, and in their access to critical health care. This experience of discrimination leads to many adverse consequences for their financial, mental, and physical well-being. Many LGBTQ people report altering their lives to avoid this discrimination and the trauma associated with unequal treatment. Younger generations generally report higher levels of discrimination and attendant problems than do older generations, and problems associated with discrimination are most pronounced among transgender individuals, individuals of color, and disabled individuals. Anxiety about the coronavirus adds another layer of concern in this community, particularly among those respondents who are the most exposed in terms of their health or front-line employment status.<sup>1</sup>

## NORC AmeriSpeak overview

Funded and operated by NORC at the University of Chicago, AmeriSpeak is a probability-based panel designed to be representative of the U.S. household population. Randomly selected U.S. households are sampled using area probability and address-based sampling, with a known, nonzero probability of selection from the NORC National Sample Frame. These sampled households are then contacted by U.S. mail, telephone, and face-to-face field interviewers. The panel provides sample coverage of approximately 97 percent of the U.S. household population. Those excluded from the sample include people with P.O. Box-only addresses, some addresses not listed in the U.S. Postal Service Delivery Sequence File, and some newly constructed dwellings. While most AmeriSpeak households participate in surveys online, noninternet households can participate in AmeriSpeak surveys by telephone. Households without conventional internet access but with web access via smartphones are allowed to participate in AmeriSpeak surveys by web. While panelists are counted as individuals in the survey, the number of

members in each respondent's household is noted. AmeriSpeak panelists participate in NORC studies or studies conducted by NORC on behalf of governmental agencies, academic researchers, and media and commercial organizations.

A sample of U.S. adults aged 18 and older who self-identified as LGBT was selected from NORC's AmeriSpeak Panel for this study. This panel was supplemented with respondents from the Dynata nonprobability online opt-in panel which NORC used TrueNorth calibration services to incorporate. The TrueNorth calibration was used to adjust the weights for the nonprobability sample to bring weighted distributions of the nonprobability sample in line with the population distribution for characteristics correlated with the survey variables. CAP provided NORC with a survey questionnaire which NORC submitted for approval by an Institutional Review Board before programming the survey. NORC conducted a pretest and then fielded the survey over three weeks in June 2020.

The remainder of this report will explore the results of the study across major areas such as experiences of overall discrimination, health care-specific experiences, avoidance behaviors, and the effects of the pandemic on LGBTQ Americans' mental health. Major findings from the survey include:

- **More than 1 in 3 LGBTQ Americans faced discrimination of some kind in the past year**, including more than 3 in 5 transgender Americans.
- **Discrimination adversely affects the mental and economic well-being of many LGBTQ Americans**, including 1 in 2 who report moderate or significant negative psychological impacts.
- **To avoid the experience of discrimination, more than half of LGBTQ Americans report hiding a personal relationship**, and about one-fifth to one-third have altered other aspects of their personal or work lives.
- **Around 3 in 10 LGBTQ Americans faced difficulties last year accessing necessary medical care due to cost issues**, including more than half of transgender Americans.
- **15 percent of LGBTQ Americans report postponing or avoiding medical treatment due to discrimination**, including nearly 3 in 10 transgender individuals.
- **Transgender individuals faced unique obstacles to accessing health care**, including 1 in 3 who had to teach their doctor about transgender individuals in order to receive appropriate care.
- **LGBTQ Americans have experienced significant mental health issues related to the COVID-19 pandemic.**

This report is an overview of survey responses, covering several major demographic differences within the LGBTQ community. These findings provide crucial insights into the experiences of LGBTQ people to inform policy responses to the disparities highlighted and avenues for future research. The Center for American Progress plans to track these attitudes and experiences over time to assist policymakers and leaders in their efforts to ensure full participation and equality for all LGBTQ people, both legally and in their daily lives.

# Survey findings

---

More than 1 in 3 LGBTQ Americans faced discrimination in the past year

At a basic level, this study finds many LGBTQ individuals reporting mistreatment in their public, work, and personal lives. Asked, “In the past year, have you experienced discrimination of any kind based on your race or ethnicity, national origin, sex, gender identity, sexual orientation, religion, disability, economic status, immigration status, or age?” more than one-third of LGBTQ people—36 percent of respondents—said they had. Among transgender individuals,<sup>2</sup> this number increases dramatically, with 62 percent reporting discrimination in the past year.

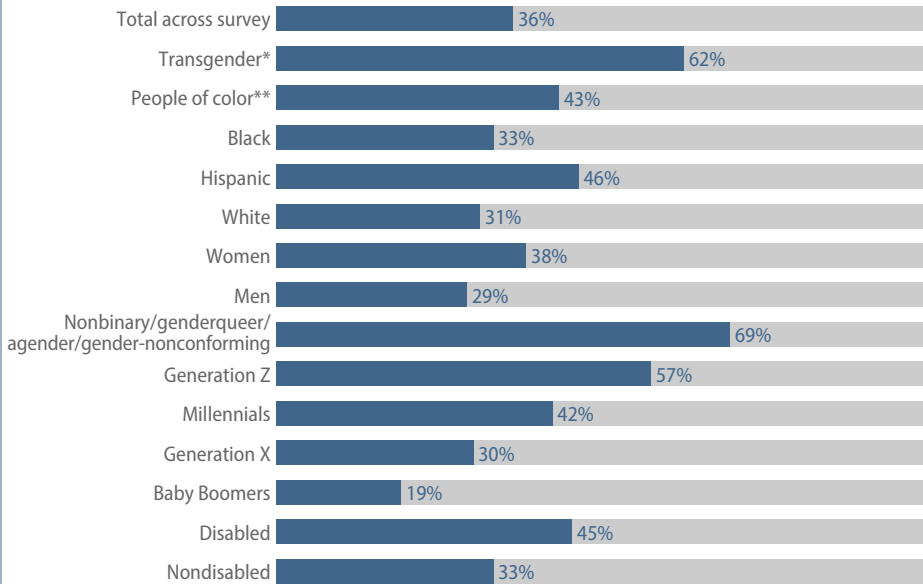
As seen in Figure 1, reported discrimination is higher than average among transgender and nonbinary people, those with a disability, and individuals of color,<sup>3</sup> particularly Hispanic individuals. Forty-three percent of respondents of color reported experiencing discrimination in some form in the past year, compared with 31 percent of white respondents. Among individuals specifically identifying as nonbinary, genderqueer, agender, or gender nonconforming, nearly 7 in 10 (69 percent) reported discrimination in the past year. Similarly, 45 percent of disabled respondents reported discrimination in the year prior. Generational differences within the LGBTQ community are also prominent: 57 percent of Generation Z adults and 42 percent of Millennials reported discrimination of some kind in the past year, compared with 30 percent of Generation Xers and about one-fifth of Baby Boomers.

In terms of where or how these incidents of discrimination occurred, more than half (51 percent) of LGBTQ respondents overall said they experienced harassment or discrimination in a public place such as a store, public transportation, or a restroom; 36 percent in the workplace; 21 percent at school; 20 percent in an apartment community; 15 percent through interactions with law enforcement; and 14 percent somewhere else. (Multiple responses were allowed.)

FIGURE 1

## More than one-third of LGBTQ Americans experienced discrimination last year

Share of LGBTQ Americans who reported discrimination in some form in the previous year, by demographic group



\* The statistics for transgender individuals include nonbinary, gender-nonconforming, genderqueer, and agender respondents.

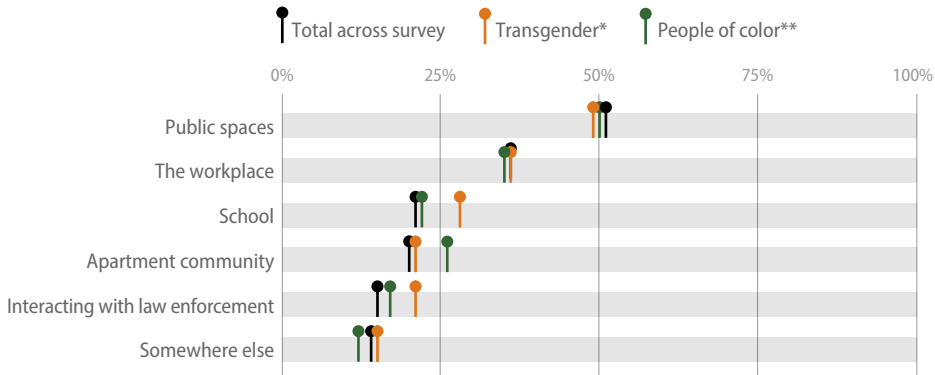
\*\* For the purposes of this survey, people of color include Black, Hispanic, Asian, and multiracial individuals, as well as those identifying as "other, non-Hispanic."

Source: Center for American Progress and NORC at the University of Chicago online survey, June 2020, on file with the authors.

FIGURE 2

### LGBTQ Americans experience high levels of discrimination in public spaces, at school, and in the workplace

Share of LGBTQ Americans who reported experiencing discrimination in the previous year, by demographic group and location



\* The statistics for transgender individuals include nonbinary, gender-nonconforming, genderqueer, and agender respondents.

\*\* For the purposes of this survey, people of color include Black, Hispanic, Asian, and multiracial individuals, as well as those identifying as "other, non-Hispanic."

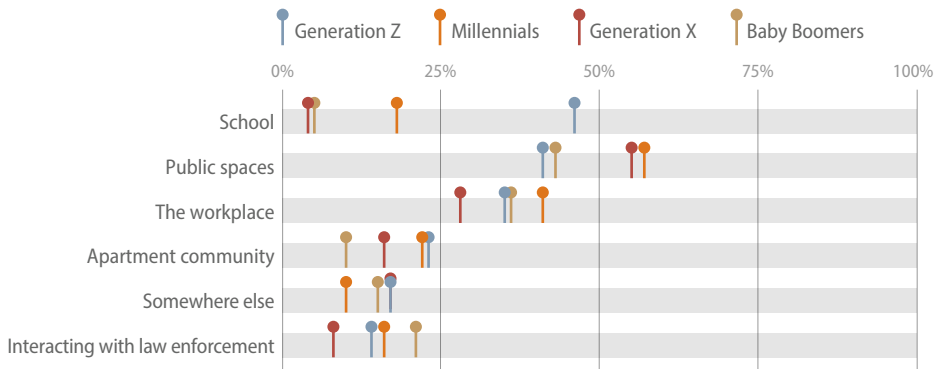
Source: Center for American Progress and NORC at the University of Chicago online survey, June 2020, on file with the authors.

Among Gen Z adults in the community, school was the likeliest place to encounter discrimination, at 46 percent, compared with 41 percent in public places.

FIGURE 3

### Discrimination most likely to occur at school for Gen Z, and in public places or at work for older generations

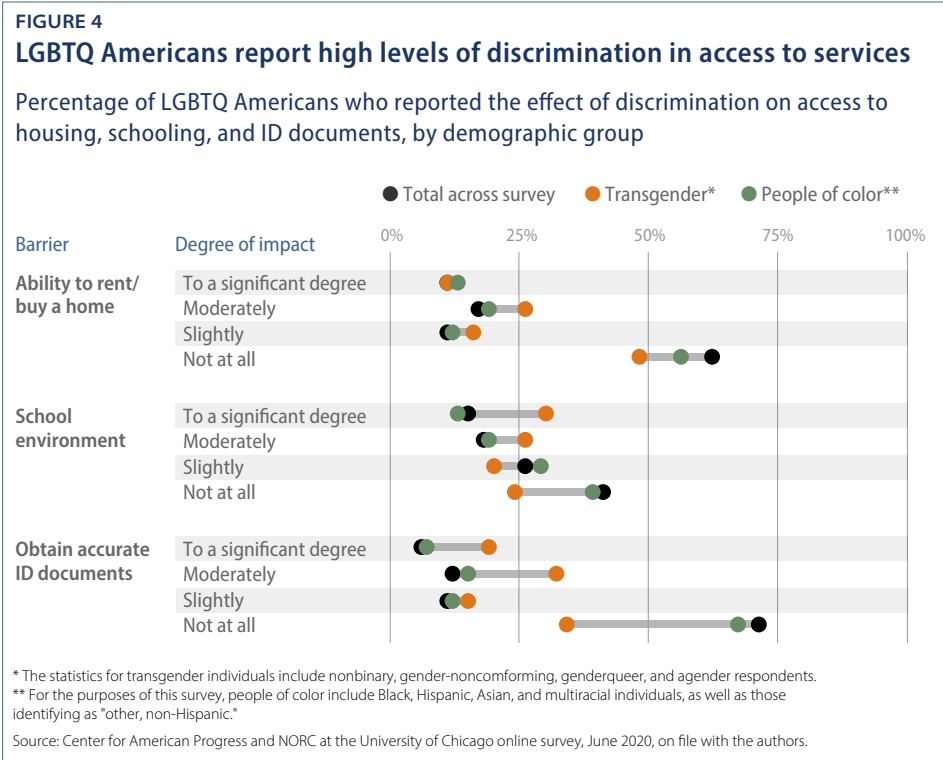
Share of LGBTQ Americans who reported experiencing discrimination in the previous year, by generation and location



Source: Center for American Progress and NORC at the University of Chicago online survey, June 2020, on file with the authors.



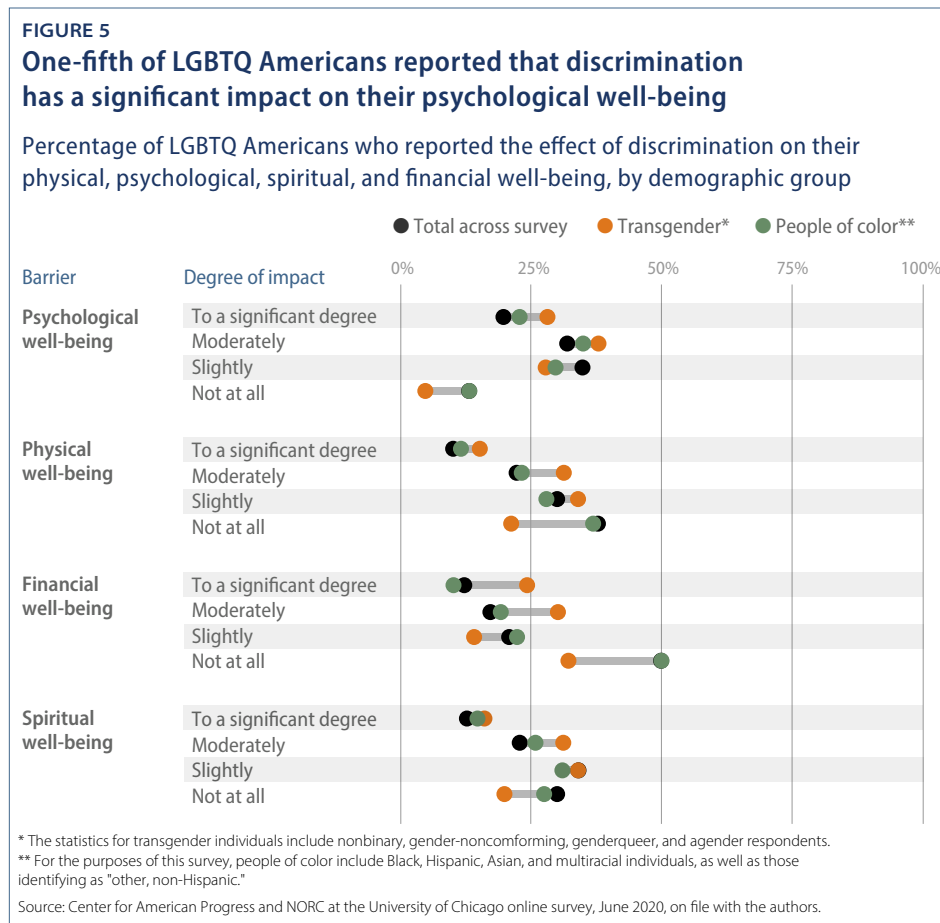
Respondents were asked to rate the degree to which discrimination affected their life, with the options “not at all,” “slightly,” “moderately,” and “to a significant degree.” Transgender respondents were among those facing particularly high levels of discrimination in everyday life. More than half (56 percent) reported that discrimination had a moderate or significant negative impact on their school environment. More than one-third (37 percent) said that discrimination had a moderate or significant impact on their ability to rent or buy a home; 28 percent of LGBTQ respondents overall reported the same. More than half (51 percent) experienced moderate or significant impacts of discrimination in trying to obtain accurate ID documents, an issue especially prominent among transgender individuals seeking documents that accurately reflect their name and gender identity.



## Discrimination harms LGBTQ Americans' psychological and economic well-being

The experience of discrimination clearly takes its toll on the psychological and physical well-being of many LGBTQ people as well as on their income and job opportunities.

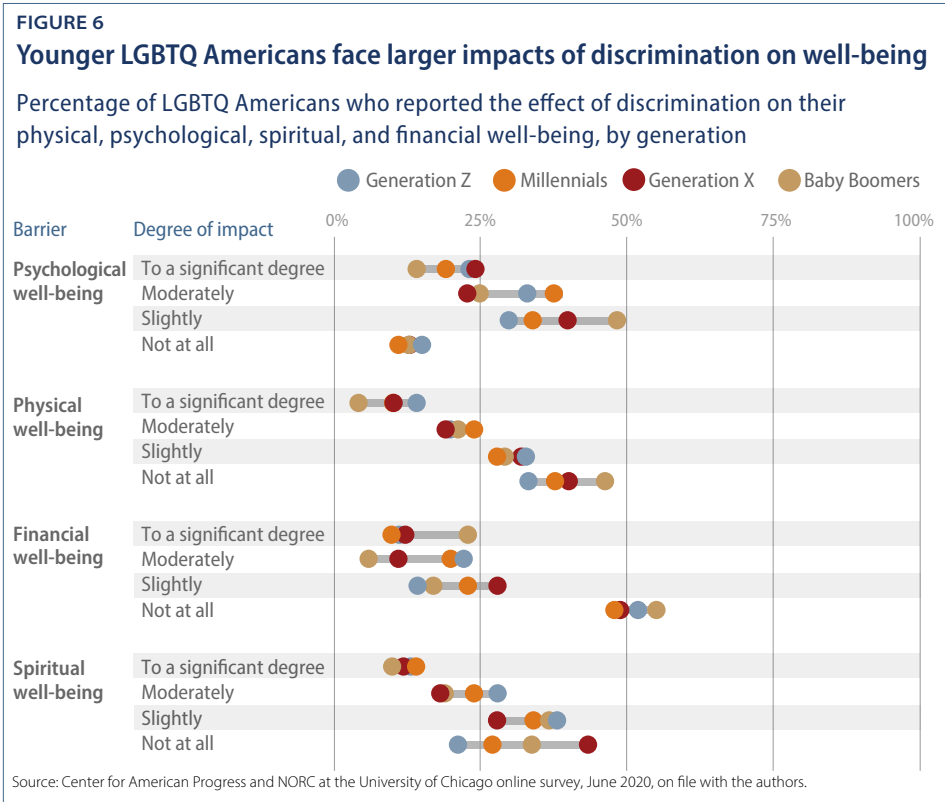
The study presented respondents with a series of areas and asked them to assess to what degree discrimination has negatively affected them in each area. At the top of the list of negative consequences, 52 percent of LGBTQ people said that their “psychological well-being” has been negatively affected to a moderate or significant degree in the past year. Another 36 percent of respondents reported moderate to significant negative impacts from discrimination on their “spiritual well-being,” and 32 percent reported similarly for their “physical well-being.” The definitions of these categories were open to the personal interpretation of the respondents.



Transgender individuals experienced noticeably high rates of physical, psychological, and spiritual harm due to discrimination. Two-thirds (66 percent) reported that discrimination moderately or significantly affected their psychological well-being, with nearly half (46 percent) reporting moderate or significant physical impacts and 47 percent reporting moderate or significant impacts on spiritual well-being.

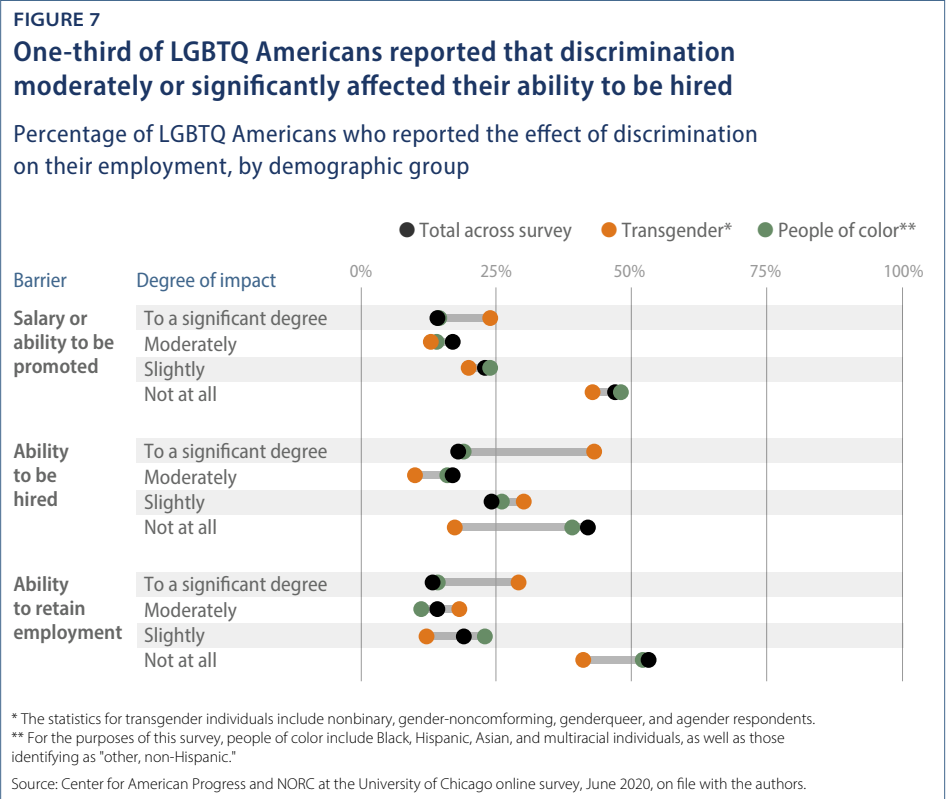
The effect of discrimination on multiple dimensions had significant impacts on Black respondents. Nearly 4 in 5 Black individuals (77 percent) reported moderate or significant impacts to their psychological well-being, while nearly two-thirds (65 percent) reported moderate or significant impacts to their physical well-being.

More than half of Gen Z and Millennial respondents reported moderate or significant negative impacts on their psychological well-being from discrimination, compared with less than half of Gen Xers and about 4 in 10 Baby Boomers.



Discrimination also appears to affect the economic security of LGBTQ individuals. Nearly one-third of respondents (29 percent) reported that discrimination moderately or significantly affected their financial well-being—including 37 percent of Black respondents and more than half (54 percent) of transgender respondents.

Respondents also reported troubles at work. More than one-third of LGBTQ Americans (35 percent) said their ability “to be hired” has been negatively affected to a moderate or significant degree in the past year due to discrimination, along with about 3 in 10 people (31 percent) who have faced negative impacts on their “salary or ability to be promoted” or their “ability to retain employment.”



Transgender individuals expressed the greatest difficulty in employment discrimination. More than half (53 percent) of transgender individuals expressed that discrimination moderately or significantly affected their capacity to be hired, with 4 in 10 saying that their ability to be hired was negatively affected to a significant degree. Nearly half (47 percent) of transgender respondents reported that discrimination had a moderate or significant impact on their ability to retain employment. Fifty-one percent of Black respondents reported that discrimination moderately or significantly affected their ability to be hired, compared with 33 percent of white respondents, and 41 percent reported that it had a moderate or significant impact on their ability to retain employment, compared with 31 percent of white respondents. While Baby Boomers reported lower rates of negative impacts from discrimination on their psychological or physical well-being, they were the most likely generation to report that discrimination negatively affected their ability to be hired, their ability to retain employment, and their financial well-being to a significant degree.

These effects appear larger among lower-income LGBTQ Americans than among higher-income ones: Nearly half (47 percent) of those earning less than \$25,000 per year reported negative impacts from discrimination on their ability to be hired, compared with around one-quarter (26 percent) of those making more than \$100,000 annually.

---

## Many LGBTQ Americans hide their relationships or alter their personal or work lives to avoid discrimination

The survey asked respondents, “Which of the following things have you done in order to avoid experiencing discrimination because of your sexual orientation, gender identity, and/or some other characteristic?” As seen in Table 1, a full 54 percent of LGBTQ Americans say that they have “hid a personal relationship”—by far the most widespread action taken to avoid experiencing discrimination.

College-educated and younger LGBTQ individuals are more likely than noncollege-educated and older ones to report hiding a personal relationship from others. Sixty-two percent of college-educated LGBTQ Americans and two-thirds of Gen Zers say they have hidden a relationship, compared with less than half of noncollege-educated ones and about half of Gen Xers or Baby Boomers.

TABLE 1

## More than half of LGBTQ Americans hid a personal relationship to avoid discrimination

Measures taken by LGBTQ Americans to avoid discrimination, by demographic group

Measures to avoid discrimination	Total across Survey	Transgender*	People of color**	Respondents who reported discrimination in the previous year
Hid a personal relationship	54%	52%	51%	73%
Made decisions about where to work	35%	58%	37%	55%
Changed the way they dressed/mannerisms	35%	66%	34%	53%
Avoided houses of worship	35%	47%	30%	54%
Avoided public places (e.g., restaurants)	33%	55%	36%	56%
Moved away from family	32%	47%	33%	45%
Avoided law enforcement	30%	50%	34%	48%
Moved from a rural area	22%	37%	21%	32%
Made decisions about where to attend school	21%	35%	25%	33%
Avoided doctors' offices	20%	47%	21%	36%
Avoided getting services for self/family	19%	39%	21%	31%
Avoided travel	18%	31%	21%	28%
Postponed adding children to the family	11%	20%	16%	17%

\* The statistics for transgender individuals include nonbinary, gender-nonconforming, genderqueer, and agender respondents.

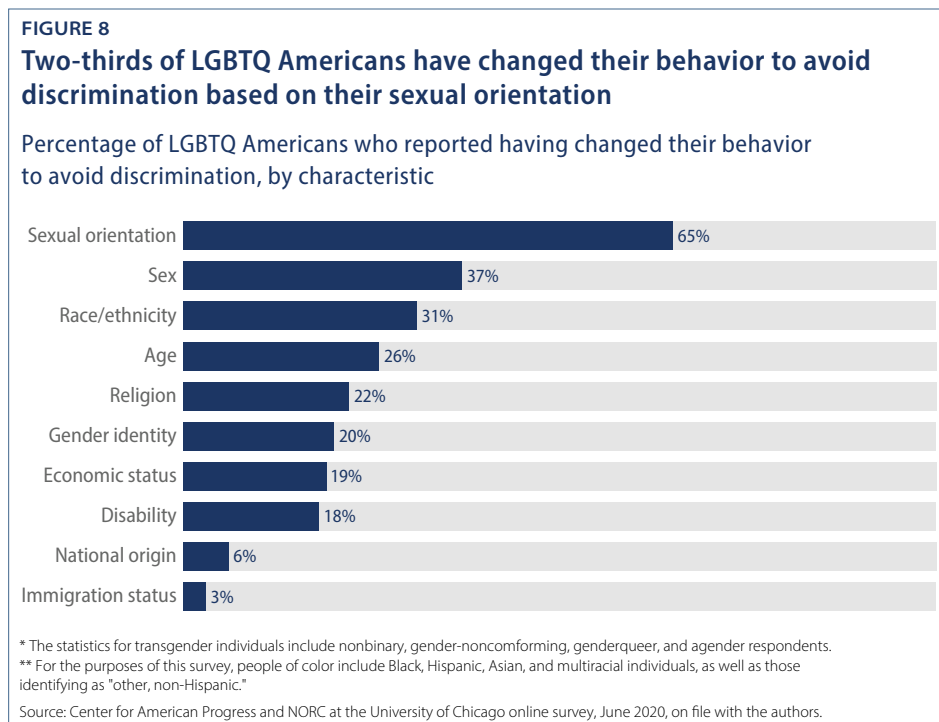
\*\* For the purposes of this survey, people of color include Black, Hispanic, Asian, and multiracial individuals, as well as those identifying as "other, non-Hispanic."

Source: Center for American Progress and NORC at the University of Chicago online survey, June 2020, on file with the authors.

The next tier of actions taken by about one-third of LGBTQ people to avoid discrimination includes a range of steps, from avoiding public places or houses of worship, to moving away from family, to deciding where to work, to changing individual dress or mannerisms. For example, 35 percent of LGBTQ people say they have “made specific decisions about where to work” in order to avoid discrimination, with one-third also reporting having “avoided public places like stores or restaurants.” Transgender and college-educated individuals are more likely than others to have avoided potentially discriminatory workplaces. Three in 10 respondents also reported avoiding law enforcement to prevent discrimination, including 50 percent of transgender respondents and 40 percent of Black respondents.

Likewise, approximately one-third of LGBTQ people say they have “moved away from family,” and just more than one-fifth have “moved away from a rural area” to avoid discrimination. In terms of demographic differences, Black and transgender respondents were more likely than others to have moved away from family to avoid discrimination, while those living in nonmetro areas were more likely than those living in metro areas to have changed their dress or mannerisms to avoid discrimination.

About one-fifth of LGBTQ people have taken a third tier of steps to avoid discrimination, including “avoiding travel” (18 percent); “avoiding getting services” (19 percent); “avoiding doctor’s offices” (20 percent); and making “specific decisions about where to go to school” (21 percent). These avoidance behaviors were even more common among respondents who experienced discrimination in the past year.



As seen in Figure 8, in terms of the personal characteristics that may have caused people to alter their behaviors, nearly two-thirds of respondents say their “sexual orientation” has led to changed behavior. Thirty-seven percent of respondents selected “sex” as well, including 55 percent of transgender respondents and 38 percent of women versus 24 percent of men. “Race” was chosen by 31 percent of respondents overall, nearly 6 in 10

Black respondents, and more than 4 in 10 Hispanic respondents. Sixty-eight percent of transgender respondents listed “gender identity.” “Age” was selected by about one-quarter of respondents, with about one-fifth listing “religion” or “economic status” as personal characteristics that have led LGBTQ people to change their behaviors.

The study also asked respondents to gauge how difficult it would be for them to find a different location if they were denied service in a range of areas. As shown in Figure 9, more than 4 in 10 LGBTQ Americans overall said that finding a different homeless shelter or adoption agency would be very difficult if not impossible if they faced a denial of service. Reported difficulties in finding alternative services in these two areas are even higher for transgender people.

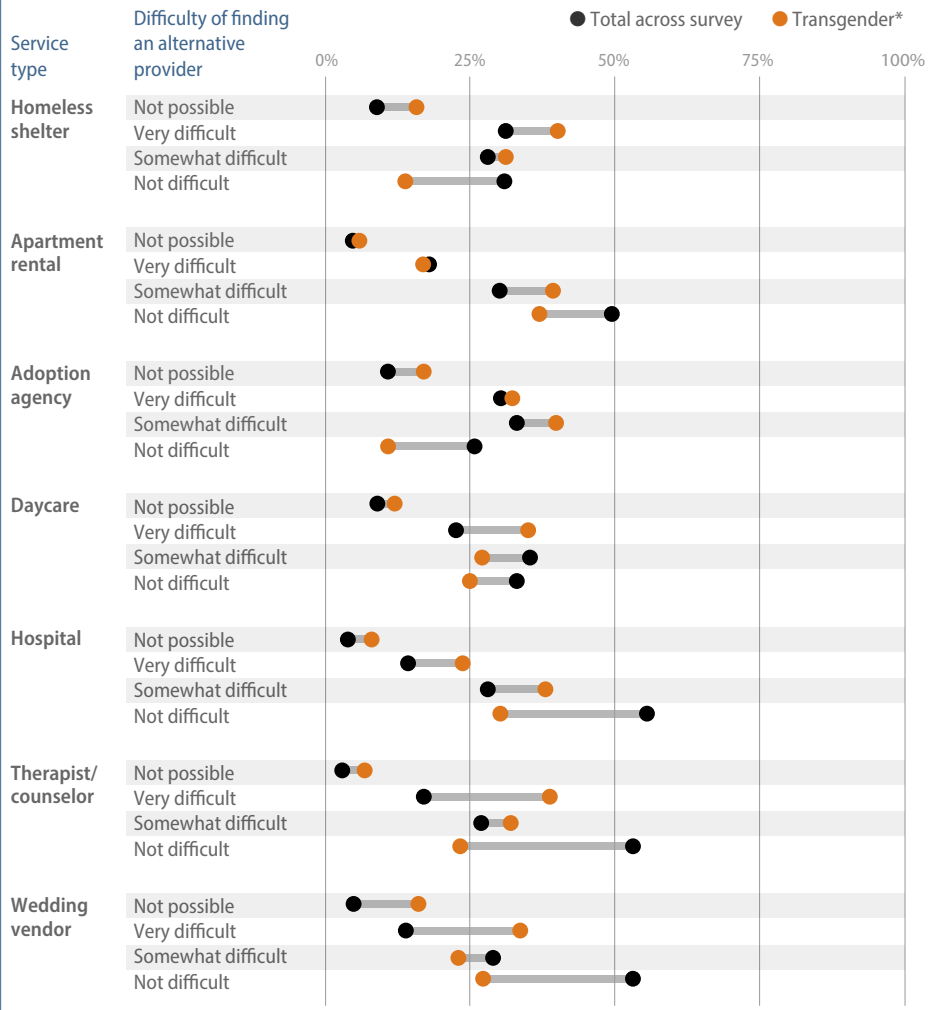
Additionally, approximately one-third of respondents said that it would be very difficult or impossible to find different places to rent an apartment or to get daycare, with around one-fifth of LGBTQ people saying it would be very difficult or impossible to find alternative hospitals, therapists, or wedding vendors if they were denied service.



FIGURE 9

### Many LGBTQ Americans would find it difficult or impossible to access alternative services if turned away

Percentage of LGBTQ Americans who reported the difficulty of accessing alternative services, by service type and demographic group



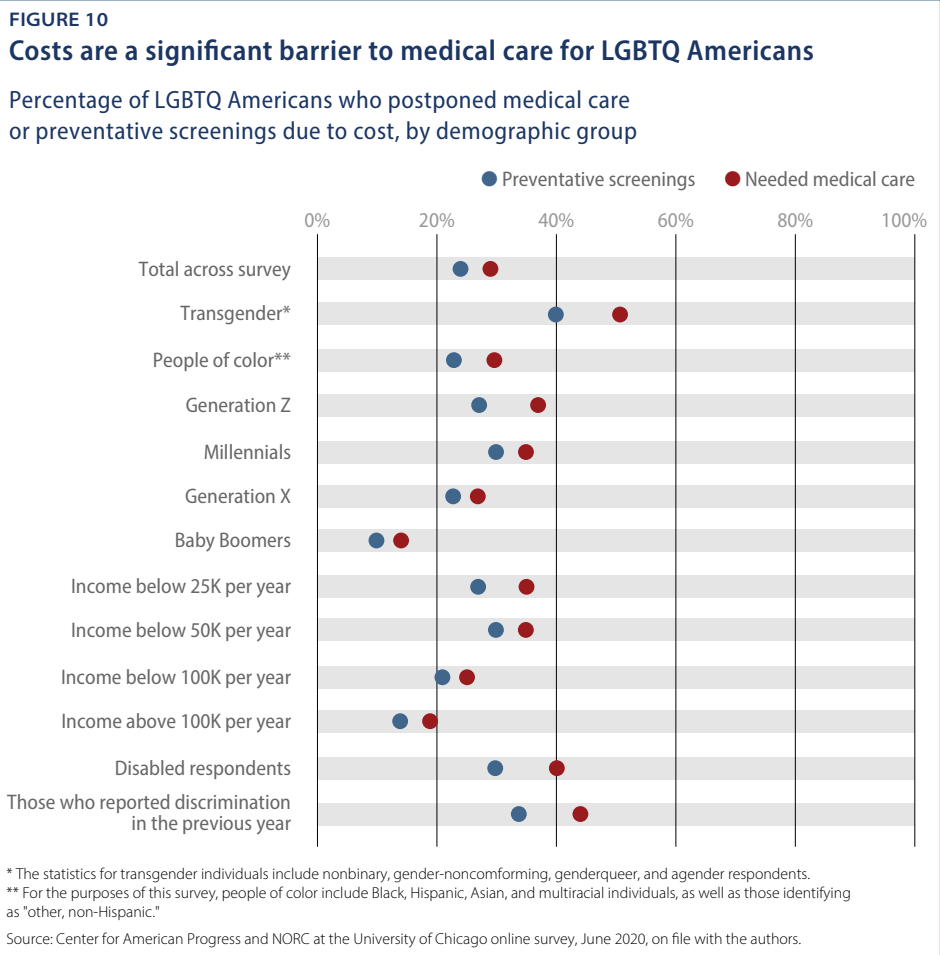
\* The statistics for transgender individuals include nonbinary, gender-nonconforming, genderqueer, and agender respondents.

\*\* For the purposes of this survey, people of color include Black, Hispanic, Asian, and multiracial individuals, as well as those identifying as "other, non-Hispanic."

Source: Center for American Progress and NORC at the University of Chicago online survey, June 2020, on file with the authors.

Due to cost, many LGBTQ Americans found it hard to get necessary medical care in the past year

The study also assessed whether LGBTQ people have experienced any difficulties when trying to access medical care or preventative screenings in the past year. As seen in Figure 10, cost issues affect the largest percentage of LGBTQ individuals. Twenty-nine percent of respondents said that in the past year, “I have postponed or not tried to get medical care when I was sick or injured because I could not afford it,” with another one-quarter saying they have postponed preventative screenings due to costs. Among transgender respondents, 51 percent have postponed or avoided care due to cost, and 40 percent have avoided or postponed preventative screenings due to cost.



Although 88 percent of LGBTQ Americans overall say they have health insurance, mostly through an employer or government sponsored exchange or Medicaid, cost pressures pose a particular challenge for younger generations in the community. For example, Gen Z LGBTQ adults are three times more likely than Baby Boomers to have postponed necessary medical care in the past year due to costs (37 percent versus 14 percent, respectively).

Even though costs are a primary challenge, there is a strong desire for equal treatment and good training among health care professionals. Sixty-eight percent of LGBTQ respondents said that it is very important to them that health care providers they see have nondiscrimination policies and specific training in working with LGBTQ people.

---

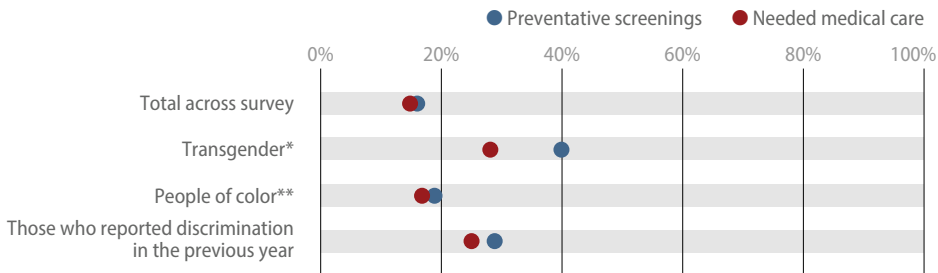
### Many LGBTQ Americans did not pursue medical treatment due to discrimination

Although costs appear to be a more widespread barrier, discriminatory experiences have also prevented LGBTQ Americans from seeking medical assistance: 15 percent of respondents overall, including 28 percent of transgender respondents, reported postponing or avoiding needed medical care when they were sick or injured due to disrespect or discrimination. Sixteen percent of respondents overall, including 40 percent of transgender respondents, reported postponing or avoiding preventive screenings due to discrimination. Among LGBTQ people who specifically reported experiencing some form of discrimination in the year prior, 36 percent reported avoiding doctor's offices to avoid discrimination compared with 20 percent of respondents overall—a sign that facing discrimination makes one less likely to seek out necessary services.

FIGURE 11

### One-quarter of LGBTQ Americans who faced discrimination in the previous year postponed or avoided receiving needed medical care for fear of further discrimination

Share of LGBTQ Americans who postponed or avoided health care for fear of discrimination, by demographic group



\* The statistics for transgender individuals include nonbinary, gender-nonconforming, genderqueer, and agender respondents.

\*\* For the purposes of this survey, people of color include Black, Hispanic, Asian, and multiracial individuals, as well as those identifying as "other, non-Hispanic."

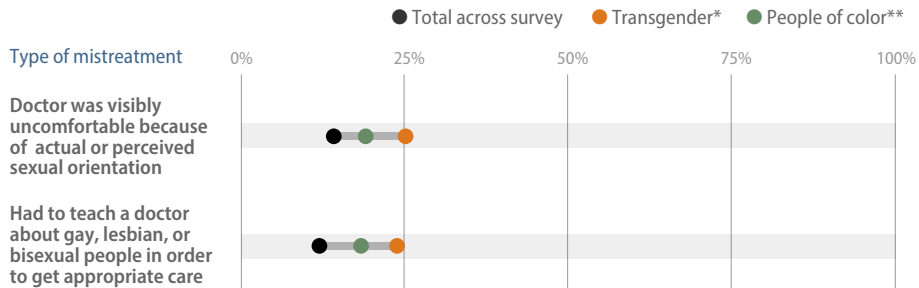
Source: Center for American Progress and NORC at the University of Chicago online survey, June 2020, on file with the authors.

Exploring the issue in more depth, the study asked respondents whether they have experienced a series of specific challenges with doctors or other health care providers. Twelve percent of respondents overall say they have had to teach their doctors or other providers about their community in order to get adequate treatment. And as seen in Figure 12, anywhere from 7 percent to 14 percent of LGBTQ people have had other negative experiences, including a doctor or provider being visibly uncomfortable due to their actual or perceived sexual orientation (14 percent); harsh or abusive language (8 percent); doctors or providers intentionally refusing to recognize their family members (8 percent); or unwanted physical contact (7 percent).

FIGURE 12

## More than 1 in 10 LGBTQ Americans faced mistreatment by a doctor or health care provider

Share of LGBTQ Americans who reported mistreatment by doctors or health care providers, by demographic group



\* The statistics for transgender individuals include nonbinary, gender-nonconforming, genderqueer, and agender respondents.

\*\* For the purposes of this survey, people of color include Black, Hispanic, Asian, and multiracial individuals, as well as those identifying as "other, non-Hispanic."

Source: Center for American Progress and NORC at the University of Chicago online survey, June 2020, on file with the authors.

In general, younger generations across the LGBTQ community are more likely to report specific negative experiences with doctors or health care providers than are those of older generations.

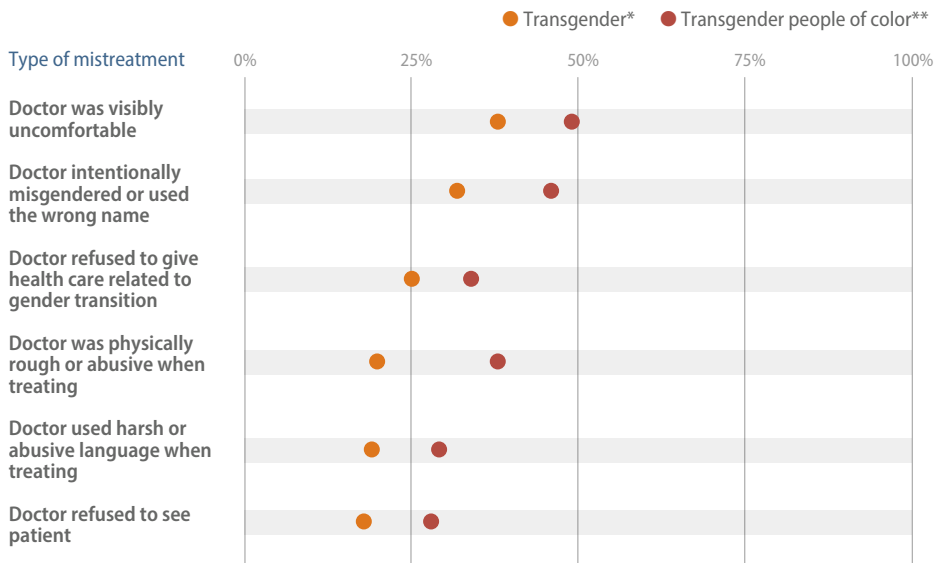
### Transgender individuals face unique obstacles when accessing health care

Transgender people, in particular, express more problems in health care than any other segment of the community. Thirty-three percent of respondents reported having to teach their doctor or provider about transgender people in order to get appropriate care. Thirty-eight percent of transgender Americans said that their doctors or other providers have been visibly uncomfortable with them because of their gender identity, and 25 percent said that health care professionals refused to give them medical treatment related to their gender transition. Thirty-two percent of respondents noted that a doctor or provider had intentionally misgendered them or used the wrong name. Nineteen percent reported that their doctor or provider used harsh or abusive language while treating them; 20 percent reported doctors or providers had been physically rough or abusive; and 18 percent reported that their doctor or provider refused to see them at all because of their actual or perceived gender identity.

FIGURE 13

### Transgender Americans face unique barriers to accessing health care

Share of transgender Americans who reported mistreatment by doctors or health care providers because of actual or perceived gender identity, by demographic group



\* The statistics for transgender individuals include nonbinary, gender-nonconforming, genderqueer, and agender respondents.

\*\* For the purposes of this survey, people of color include Black, Hispanic, Asian, and multiracial individuals, as well as those identifying as "other, non-Hispanic."

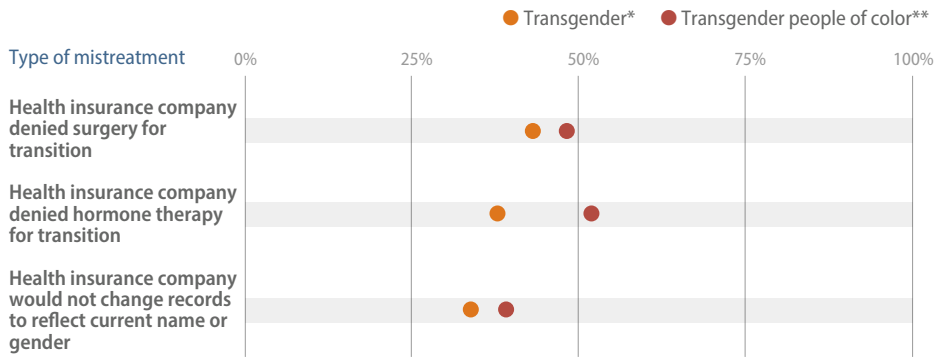
Source: Center for American Progress and NORC at the University of Chicago online survey, June 2020, on file with the authors.

These concerns are even more prominent among transgender respondents of color. Twenty-eight percent reported that a doctor or provider refused to see them because of actual or perceived gender identity. Twenty-nine percent reported a doctor or other provider used harsh or abusive language when treating them. Thirty-four percent reported doctors or providers refused to provide health care related to gender transition. Thirty-eight percent reported a doctor or provider was physically rough or abusive when treating them. Nearly half (49 percent) reported that their doctor or provider was visibly uncomfortable while treating them, with a similar share (46 percent) reporting that they were intentionally misgendered.

FIGURE 14

### Many transgender Americans face health insurance discrimination

Share of transgender Americans who reported discrimination in the health insurance industry, by demographic group



\* The statistics for transgender individuals include nonbinary, gender-nonconforming, genderqueer, and agender respondents.

\*\* For the purposes of this survey, people of color include Black, Hispanic, Asian, and multiracial individuals, as well as those identifying as "other, non-Hispanic."

Source: Center for American Progress and NORC at the University of Chicago online survey, June 2020, on file with the authors.

Likewise, 43 percent of transgender people said their health insurance company denied them surgery for their transition, and another 38 percent—including 52 percent of transgender respondents of color—said that their insurance company denied them hormone therapy for their transition. Thirty-four percent reported that an insurance company would not change their records to reflect their current name or gender.

### LGBTQ Americans have experienced significant mental health issues related to COVID-19

Overall, two-thirds of LGBTQ Americans say they are anxious about the possibility that they or one of their loved ones will get the coronavirus. Retired individuals, disabled individuals, and Hispanic individuals express more anxiety than others about contracting COVID-19, but concern crosses the entire community.<sup>4</sup>

**TABLE 2**  
**Significant mental health issues are emerging in the LGBTQ community as a result of the COVID-19 pandemic**

Share of LGBTQ Americans who experienced mental health concerns about the COVID-19 pandemic in the two weeks prior to the survey, by demographic group

Mental health issue	Number of days over the previous two weeks	Total across survey	Transgender*	People of color**	Hispanic	Working	Not working	Retired
Feeling nervous or anxious	Nearly every day	17%	15%	16%	23%	17%	18%	9%
	More than half the days	17%	28%	16%	16%	16%	20%	13%
	Several days	35%	35%	35%	38%	37%	32%	36%
	Not at all	32%	22%	33%	23%	31%	31%	42%
Feeling down, depressed, or hopeless	Nearly every day	14%	17%	14%	16%	15%	15%	5%
	More than half the days	15%	25%	15%	17%	11%	22%	16%
	Several days	32%	29%	31%	34%	34%	30%	23%
	Not at all	40%	29%	40%	33%	40%	33%	56%
Had trouble falling asleep or staying asleep	Nearly every day	14%	18%	14%	16%	15%	16%	6%
	More than half the days	15%	21%	12%	13%	14%	19%	12%
	Several days	29%	28%	31%	35%	29%	30%	32%
	Not at all	41%	33%	43%	37%	43%	35%	50%
Little interest or pleasure in doing things	Nearly every day	12%	17%	12%	14%	12%	14%	3%
	More than half the days	15%	21%	16%	20%	14%	19%	12%
	Several days	31%	31%	30%	31%	29%	33%	33%
	Not at all	43%	31%	43%	35%	45%	34%	53%

\*The statistics for transgender individuals include nonbinary, gender-nonconforming, genderqueer, and agender respondents.

\*\* For the purposes of this survey, people of color include Black, Hispanic, Asian, and multiracial individuals, as well as those identifying as "other, non-Hispanic."

Source: Center for American Progress and NORC at the University of Chicago online survey, June 2020, on file with the authors.

More specifically, as seen in Table 2, 69 percent of LGBTQ people reported problems in the past two weeks with feeling nervous or anxious when thinking about the coronavirus. Thirty-five percent of these respondents said they felt nervous or anxious for several days, and another 34 percent felt this way for more than half of the days or nearly every day over a two-week period.



FIGURE 15

### Two-thirds of LGBTQ Americans feel anxiety about contracting COVID-19

Share of LGBTQ Americans who experienced anxiety about themselves or their loved ones getting the coronavirus, by demographic group



\* The statistics for transgender individuals include nonbinary, gender-nonconforming, genderqueer, and agender respondents.

\*\* For the purposes of this survey, people of color include Black, Hispanic, Asian, and multiracial individuals, as well as those identifying as "other, non-Hispanic."

Source: Center for American Progress and NORC at the University of Chicago online survey, June 2020, on file with the authors.

Slightly smaller proportions of respondents reported mental health challenges on other measures. For example, roughly 6 in 10 felt down, depressed, or hopeless or reported having trouble falling or staying asleep due to thinking about the coronavirus. Fifty-four percent of LGBTQ people experienced not being able to stop or control their worrying, and 58 percent felt little interest or pleasure in doing things for at least several days over a two-week period. As on other measures, transgender people reported higher levels of mental health issues than most other groups when thinking about the coronavirus.

# Conclusion

This comprehensive study of LGBTQ Americans raises important issues for policy-makers and other leaders in American life to consider. With more than one-third of LGBTQ Americans reporting some form of discrimination in their personal and work lives, including more than 6 in 10 transgender Americans, clearly more needs to be done to ensure equal treatment in law and in practice for this community. The U.S. Supreme Court's decision on June 15, 2020, extending employment protections to LGBTQ workers was a significant victory.<sup>5</sup> However, ongoing discrimination in the workplace, in health care, and in public places needs to be better addressed through comprehensive legislation such as the Equality Act<sup>6</sup> and with targeted resources designed specifically to help this community.

---

## About the authors

**Lindsay Mahowald** is a research assistant with the LGBTQ Research and Communications Project at the Center for American Progress.

**Sharita Gruberg** is the senior director of the LGBTQ Research and Communications Project at the Center.

**John Halpin** is a senior fellow and co-director of Politics and Elections at the Center.

---

## Acknowledgments

The authors would like to thank Dr. Laura Durso, Theo Santos, and Kellan Baker for their assistance with the survey design, and Meghan Miller, Christian Rodriguez, Tricia Woodcome, and Chester Hawkins for their editorial and production assistance.

---

## Endnotes

- 1 Connor Maxwell, "Coronavirus Compounds Inequality and Endangers Communities of Color," Center for American Progress, March 27, 2020, available at <https://www.americanprogress.org/issues/race/news/2020/03/27/482337/coronavirus-compounds-inequality-endangers-communities-color/>.
- 2 This includes nonbinary, gender-nonconforming, gender-queer, and agender respondents.
- 3 For the purposes of this survey, people of color include Black, Hispanic, Asian, and multiracial individuals as well as those identifying as "other, non-Hispanic."
- 4 Connor Maxwell, "Workers of Color Are Disproportionately at Risk of Serious Complications From the Coronavirus," Center for American Progress, May 4, 2020, available at <https://www.americanprogress.org/issues/race/news/2020/05/04/484339/workers-color-disproportionately-risk-serious-complications-coronavirus/>.
- 5 Sharita Gruberg, "Beyond Bostock: The Future of LGBTQ Civil Rights" (Washington: Center for American Progress, 2020), available at <https://www.americanprogress.org/issues/lgbtq-rights/reports/2020/08/26/489772/beyond-bostock-future-lgbtq-civil-rights/>.
- 6 Equality Act, H.R. 5, 116th Cong., 1st sess. (March 13, 2019), available at <https://www.congress.gov/bill/116th-congress/house-bill/5/text>.

---

## Our Mission

The Center for American Progress is an independent, nonpartisan policy institute that is dedicated to improving the lives of all Americans, through bold, progressive ideas, as well as strong leadership and concerted action. Our aim is not just to change the conversation, but to change the country.

## Our Values

As progressives, we believe America should be a land of boundless opportunity, where people can climb the ladder of economic mobility. We believe we owe it to future generations to protect the planet and promote peace and shared global prosperity.

And we believe an effective government can earn the trust of the American people, champion the common good over narrow self-interest, and harness the strength of our diversity.

## Our Approach

We develop new policy ideas, challenge the media to cover the issues that truly matter, and shape the national debate. With policy teams in major issue areas, American Progress can think creatively at the cross-section of traditional boundaries to develop ideas for policymakers that lead to real change. By employing an extensive communications and outreach effort that we adapt to a rapidly changing media landscape, we move our ideas aggressively in the national policy debate.

